

## ACTIVITIES

*Do these activities at home, or bring them with you to the museum to help in your exploration and discovery of Dutch New York!*

---

### **Pre-Visit Activity**

#### **Discovering artifacts**

This exercise will prepare students' visual thinking skills in preparation for their visit to *Dutch New York*.

#### **Objective:**

To encourage exploration of artifacts and images and how they tell the story of history using observation and analysis, have students choose an object in your classroom or bring one from home.

Investigate your object or image by looking at it for two uninterrupted minutes.

1. Describe your object: size, color, shape, texture, condition.

---

---

---

2. What do you think it is made of?

---

---

---

3. What do you think it was used for?

---

---

---

4. What does it remind you of?

---

---

---

5. Draw a picture of your artifact.

## *Robert Juet's Journal – Worksheet*


### **Text from Robert Juet's Journal**

*The journal of ship's officer Robert Juet provides the only account of the seven-month-long voyage of the Half Moon that culminated in the first European encounter with what would become known as the North River, later the Hudson River, and the native people who inhabited its banks.*

Sept. 4.

In the morning as soon as the day was light, we saw that it was good riding farther up. So we sent our boat to sound, and found that it was a very good harbour; and four and five fathoms, two cables length from the shore. Then we weighed and went in with our ship. Then our boat went on land with our net to fish, and caught ten great mullets, of a foot and a half long a piece and a ray as great as four men could haul into the ship. So we trimmed our boat and rode still all day. At night the wind blew hard at the north-west, and our anchor came home, and we drove on shore, but took no hurt, thanked be God, for the ground is soft sand and ooze. This day the people of the country came aboard of us, seeming very glad of our coming, and brought green tobacco, and gave us of it for knives and beads. They go in deer skins loose, well dressed. They have yellow copper. They desire clothes, and are very civil. They have great store of maize or Indian wheat, whereof they made good bread. The country is full of great and tall oaks.

**Pick one scene from the text and illustrate it below.**




What happened when the “people of the country” came aboard the ship?

---

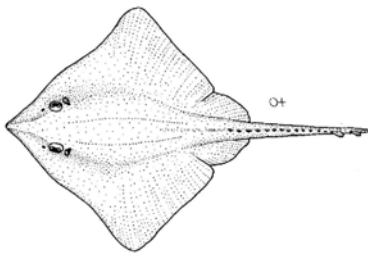
---

What are some of the natural resources of this country?

1. \_\_\_\_\_
2. \_\_\_\_\_
3. \_\_\_\_\_
4. \_\_\_\_\_
5. \_\_\_\_\_



Type of Mullet fish



Type of Ray

DOWNLOAD THESE 2 PAGES & BRING THEM TO THE MUSEUM TO CREATE YOUR OWN JOURNAL OF EXPLORATION & DISCOVERY! OBSERVE & RECORD IN PICTURES & WORDS WHAT YOU FIND.

# *Hudson River Museum Journal*



## *DUTCH NEW YORK: THE ROOTS OF HUDSON VALLEY CULTURE*

This Exhibit Journal Belongs To \_\_\_\_\_

Date & Time of Day of Visit \_\_\_\_\_

Season & Weather Conditions \_\_\_\_\_

\_\_\_\_\_

1609 Holland in the Golden Age: The Wellspring of New Netherland

---

---

1709 Life in Colonial New Netherland

---

---

1809 Washington Irving and His Influence

---

---

1909 Dutch Roots Re-Discovered

---

---

2009 How is New Netherland Remembered?

---

---